


CAD Events By Organization




08/02/2018

CAD Calls For Service By Organization

Police	3607
---------------	-------------

CAD Events By Type



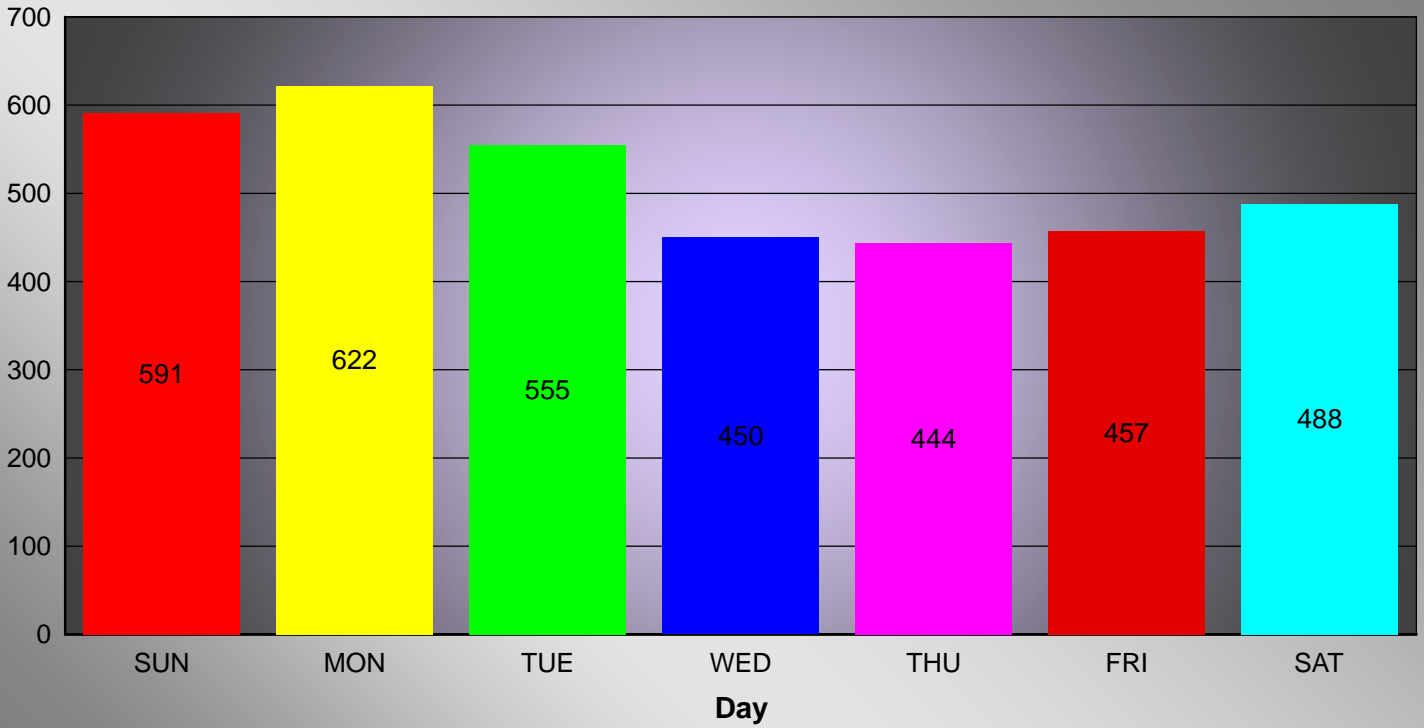
CAD Calls For Service By Type

Department	Signal	Description	Number of Calls
POLICE	10108	ON FOOT W/ PORTABLE	254
POLICE	1050	TRAFFIC STOP	108
POLICE	1060	ASSIST TO MOTORIST	10
POLICE	1077	COURT	1
POLICE	801	VTC PERMITS (BUILDING)	2
POLICE	803	VTC OVERGROWN LOT	4
POLICE	804	VTC SIGNS (ALL)	7
POLICE	805	VTC SOLICIT W/O PERMIT (DOOR TO DOC	2
POLICE	806	VTC WORKING WHEN NOT PERMITTED	19
POLICE	807	VTC TRASH/GARBAGE	3
POLICE	812	VTC TRUCKS/COMMERCIAL VEHICLES	3
POLICE	814	VTC OVERNIGHT PARKING ON STREET	4
POLICE	815	VTC PARKING ON VACANT LOT	3
POLICE	820	VTC ANIMALS ON BEACH	1
POLICE	821	VTC DOGS AT LARGE	1
POLICE	823	VTC CONSTRUCTION SITE	7
POLICE	824	VTC ALL OTHER	6
POLICE	828	VTC TURTLE LIGHTS	1
POLICE	833	VTC CUTTING NATURAL VEGETATION	1
POLICE	BCHK	BEACH PATROL	310
POLICE	DC	DISTRICT CHECK	1529
POLICE	FUP	FOLLOW-UP	29
POLICE	HAZ	HAZARD	1
POLICE	HCKH	HOUSE CHECK HAND	966
POLICE	HCKV	HOUSE CHECK VISUAL	116
POLICE	LSV	LOW SPEED VEHICLE	6
POLICE	S04	AUTO ACCIDENT	2
POLICE	S11	ABANDONED VEHICLE	1
POLICE	S12	RECKLESS DRIVER	2
POLICE	S13	SUSPICIOUS INCIDENT	4
POLICE	S13P	SUSPICIOUS PERSON	2
POLICE	S13V	SUSPICIOUS VEHICLE	20
POLICE	S14	INFORMATION	8
POLICE	S16	CHILD ABUSE	1
POLICE	S22	DISTURBANCE	3
POLICE	S25	FIRE/FD ASSIST	1
POLICE	S30	THEFT	1
POLICE	S37	JUVENILE TROUBLE	2
POLICE	S39	NEIGHBOR TROUBLE	2
POLICE	S48	OPEN DOOR	5
POLICE	S48G	OPEN GARAGE DOOR	4
POLICE	S49	ALARM	59
POLICE	S49F	FIRE ALARM	1

CAD Calls For Service By Type

Department	Signal	Description	Number of Calls
POLICE	S51	TRESPASS	4
POLICE	S53	EMBEZZLEMENT/FRAUD	1
POLICE	S68	POLICE SERVICE CALL	34
POLICE	S70	ANIMAL COMPLAINT	1
POLICE	S72	LOST/FOUND PROPERTY	3
POLICE	S73	MEDICAL CALL	8
POLICE	S76	ASSIST OTHER DEPARTMENT	9
POLICE	S77	FIREWORKS	1
POLICE	S86	LOUD NOISE/MUSIC	1
POLICE	S88	FLORIDA POWER LIGHT ASSIST	2
POLICE	S90	ILLEGAL PARKING	12
POLICE	S93	STREET OR TRAFFIC SIGNS	1
POLICE	S95	TRAFFIC INCIDENT	1
POLICE	S96	PROPERTY DAMAGE	1
POLICE	S99	MISCELLANEOUS	1
POLICE	TC	TRAFFIC CONTROL	2
POLICE	TE	TRAFFIC ENFORCEMENT	13

CAD Calls For Service By Day

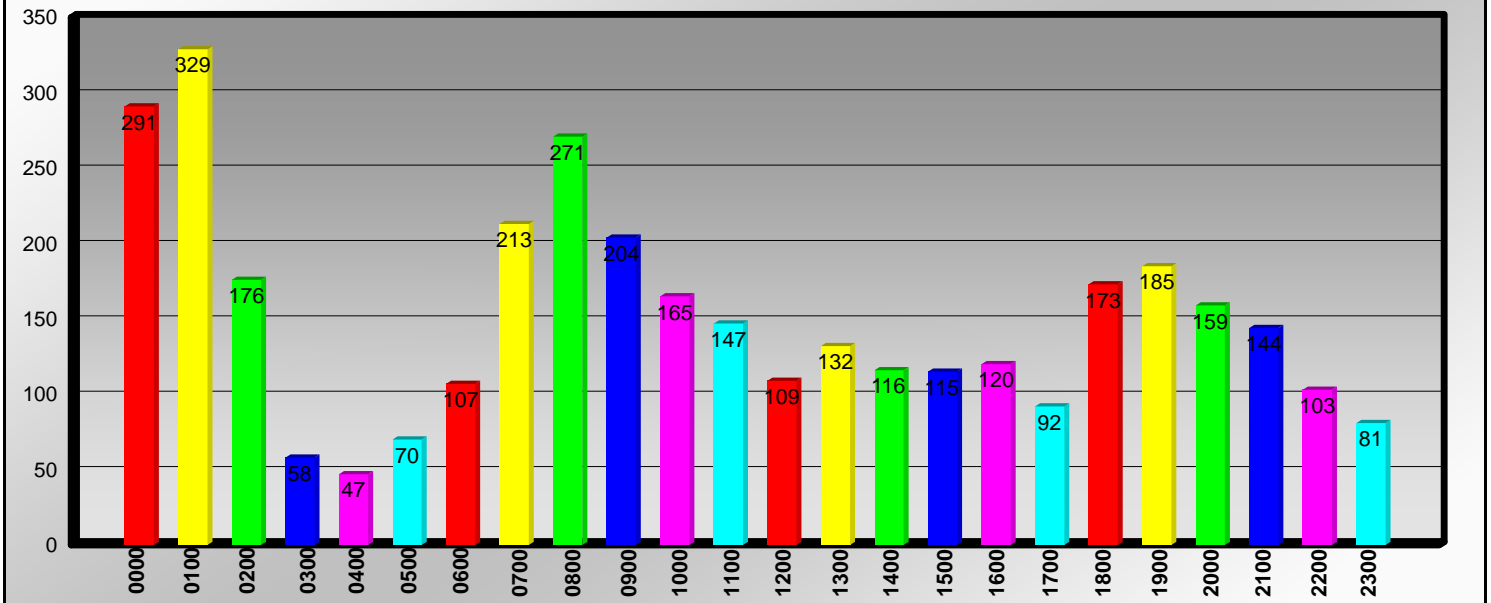


08/02/2018

CAD Calls For Service By Day

SUN	591
MON	622
TUE	555
WED	450
THU	444
FRI	457
SAT	488

Call for Service By Hour



08/02/2018

CAD Calls For Service By Hour SQL

Hour: 0000 Number of Calls: 291

Hour: 0100 Number of Calls: 329

Hour: 0200 Number of Calls: 176

Hour: 0300 Number of Calls: 58

Hour: 0400 Number of Calls: 47

Hour: 0500 Number of Calls: 70

Hour: 0600 Number of Calls: 107

Hour: 0700 Number of Calls: 213

Hour: 0800 Number of Calls: 271

Hour: 0900 Number of Calls: 204

Hour: 1000 Number of Calls: 165

Hour: 1100 Number of Calls: 147

Hour: 1200 Number of Calls: 109

Hour: 1300 Number of Calls: 132

Hour: 1400 Number of Calls: 116

CAD Calls For Service By Hour SQL

Hour: 1500 Number of Calls: 115

Hour: 1600 Number of Calls: 120

Hour: 1700 Number of Calls: 92

Hour: 1800 Number of Calls: 173

Hour: 1900 Number of Calls: 185

Hour: 2000 Number of Calls: 159

Hour: 2100 Number of Calls: 144

Hour: 2200 Number of Calls: 103

Hour: 2300 Number of Calls: 81

ORPD Other Activity:						
Type	Total	Days- Stang	Sgt.	Days- Sgt.McClure	Nights- Sgt. Roy	Nights- Sgt. Pilon
<u>Traffic</u>						
Citations	58	15		15	9	19
Written Warnings	50	17		17	4	12
Parking Tickets	4	1		1	1	1
<u>Arrests:</u>						
S19 Felony	1	0		0	0	1
S18 Misdemeanor	9	0		2	0	7
<u>Telephone Calls Handled by Dispatch:</u>						
<u>July 2018</u>		<u>Year to Date</u>				
9-1-1	16	164				
Incoming/Non-Emergency	668	5763				
Outgoing/Non-Emergency	385	3077				
PBX All (Internal Town Hall)	250	1933				
Total:	1319	10937				
<u>Walk-Ins Handled by Dispatch:</u>						
All	189	1367				
After Business Hours	102	711				
Top 5 Services Provided:						
Keys-	72					
Visitors/Information-	47					
Vendors-	26					
Crime-	18					
Alarm-	17					

Unit	Veh Year	Patrol Vehicle Mileage			Engine Idle Hours	Engine Miles **	Total Wear Miles	Repairs/ Month	Repairs/ FYTD	Replace *
		Start	End	Total						
1701	2017	9991	9991	0	94	3102	13093	0.00	71.20	FY2019/20
1702	2017	18876	18876	0	2134	70422	89298	375.24	873.77	FY2019/20
1801	2018	4535	4535	0	459	15147	19682	81.04	81.04	FY2020/21
1802	2018	133	133	0	n/a	n/a	n/a	0.00	0.00	FY2020/21
561	2014	41629	41629	0	363	11979	53608	0.00	230.50	FY2017/18
562	2013	80542	80542	0	9848	324984	405526	359.85	359.85	FY2016/17
563	2016	36203	36203	0	2817	92961	129164	0.00	1,778.63	FY2018/19
565	2016	44056	44056	0	5242	172986	217042	23.27	849.22	FY2018/19
566	2016	50292	50292	0	5177	170841	221133	797.63	1,101.52	FY2018/19
567	2008	103193	103193	0	445	14685	117878	225.45	225.45	FY2015/16
Polaris-ATV	2018	1011	1011	0	157	5181	6192	0.00	2,517.74	FY2020/21
Honda - ATV	2016	3248	3248	0	422	13926	17174	0.00	0.00	FY2019/20
			Totals:	0				\$1,862.48	\$7,062.91	
Unit	Driver	Driver	Driver							
1701	513									
1702	509	540	552							
1801	502	560								
1802	(LSV) Low Speed Vehicle									
561	ADMIN - Unmarked SUV unit									
562	Spare Marked Unit									
563	553	558								
565	526	534	543							
566	530	559								
567	Town Building Official									
Rev 07/16/18										

* **"Replace"**: Since 2010, each new vehicle purchased for Patrol use has come with an extended 5-year Warranty. As such, the "life" of these vehicles can be extended to 4 years; as any major repair would be covered.

** **"Engine Miles"**: Per Automotive Industry Standards, idle time causes engine wear equivalent to being driven. Per Ford, that equivalent is 33 miles per hour; which is reflected in this report.

Boynton Beach Fire Rescue

Copy of Incident List by Street Address

Alarm Date Between {07/01/2018} And {07/31/2018}
and District In "6"

Incident-Exp#	Alm Date	Alm Time	Location	Incident Type
18-007181-000	07/01/2018	14:12:22	N OCEAN BLVD /BOYNTON321	EMS call, excluding vehicle
18-007201-000	07/02/2018	00:04:29	N OCEAN BLVD	321 EMS call, excluding vehicle
18-007516-000	07/10/2018	14:38:52	HUDSON AVE /BOYNTON	600 Good intent call, Other
18-007628-000	07/13/2018	19:36:49	OLD OCEAN BLVD	321 EMS call, excluding vehicle
18-007682-000	07/15/2018	10:05:29	N OCEAN BLVD	321 EMS call, excluding vehicle
18-007757-000	07/17/2018	17:51:33	OLD OCEAN BLVD 07/20/2018	320 Emergency medical service,
18-007872-000	18:34:42		INLET CAY DR & N OCEAN	321 EMS call, excluding vehicle
18-007988-000	07/23/2018	17:00:20	N OCEAN BLVD /BOYNTON321	EMS call, excluding vehicle 07/26/2018
18-008086-000	10:38:01		INLET CAY DR /BOYNTON 700	False alarm or false call,
Total Incident Count		9		

Boynton Beach Fire Rescue

OR Average Elapsed Time by District/Inc. Type

**Alarm Date Between {07/01/2018} And {07/31/2018}
and District In "6"**

6

Incident	Alarm Date & Time		Arrival Date & Time		Stn	Shift	Elapsed Time
	Disp. Rcvd Date & Time		Address				
320 Emergency medical service, other							
18-007757	07/17/2018	17:51:33	07/17/2018	17:57:59	1	B	00:08:12
	07/17/2018	17:49:47	OLD OCEAN BLVD				
Average Elapsed Time for District/Incident Type							8.20
321 EMS call, excluding vehicle accident with injury							
18-007181	07/01/2018	14:12:22	07/01/2018	14:17:32	1	A	00:05:52
	07/01/2018	14:11:40	N OCEAN BLVD				
18-007201	07/02/2018	00:04:29		00:08:22	1	A	00:05:00
	07/02/2018	00:03:22	N OCEAN BLVD /23				
18-007628	07/13/2018	19:36:49	07/13/2018	19:43:22	1	A	00:08:41
	07/13/2018	19:34:41	OLD OCEAN BLVD /W				
18-007682	07/15/2018	10:05:29	07/15/2018	10:08:57	1	C	00:05:01
	07/15/2018	10:03:56	N OCEAN BLVD /1				
18-007872	07/20/2018	18:34:42	07/20/2018	18:39:45	1	B	00:06:22
	07/20/2018	18:33:23	INLET CAY DR & N OCEAN BLVD				
18-007988	07/23/2018	17:00:20	07/23/2018	17:05:51	1	B	00:07:01
	07/23/2018	16:58:50	N OCEAN BLVD				
Average Elapsed Time for District/Incident Type							6.32
600 Good intent call, Other							
18-007516	07/10/2018	14:38:52	07/10/2018	14:44:53	1	A	00:07:42
	07/10/2018	14:37:11	HUDSON AVE				
Average Elapsed Time for District/Incident Type							7.70
700 False alarm or false call, Other							
18-008086	07/26/2018	10:38:01	07/26/2018	10:44:42	1	B	00:11:15
	07/26/2018	10:33:27	INLET CAY DR				
Average Elapsed Time for District/Incident Type							11.25
Overall Average Elapsed Time for District in Decimal Minutes							7.23

Total Incident Count: 9

Overall Average Elapsed Time, Decimal Minutes: 7.23

Boynton Beach Fire Rescue

OR List Times by Unit

**Alarm Date Between {07/01/2018} And {07/31/2018}
and District In "6"**

Incident	Date	Response Code	Disp Notif Time	Unit Notif Time	Rollout Time	Arrival Time	Fire	EMS
L101 Ladder at Station 1								
18-007516	07/10/2018	1	Emergency	14:37:11	14:38:52	14:40:22	14:44:53	
18-008086	07/26/2018	1	Emergency	10:33:27	10:38:01	10:38:47	10:44:42	
Subtotal Responses:		2						

R101 Rescue at Station 1								
18-007181	07/01/2018	1	Emergency	14:11:40	14:12:22	14:14:25	14:17:32	X
18-007201	07/02/2018	1	Emergency	00:03:22	00:04:29	00:04:38	00:08:22	X
18-007628	07/13/2018	1	Emergency	19:34:41	19:36:49	19:37:27	19:43:22	X
18-007682	07/15/2018	1	Emergency	10:03:56	10:05:29	10:05:51	10:08:57	X
18-007757	07/17/2018	1	Emergency	17:49:47	17:51:33	17:52:29	17:57:59	X
18-007872	07/20/2018	1	Emergency	18:33:23	18:34:42	18:35:25	18:39:45	X
18-007988	07/23/2018	1	Emergency	16:58:50	17:00:20	17:01:19	17:05:51	X
Subtotal Responses:		7						